

Yamaha Radiator Braces Installation




FIG 1



FIG 2




FIG 3




FIG 4



FIG 5




FIG 7




FIG 6

- 1 Remove seat, gas tank, radiator shrouds, and plastic louvers.
- 2 Drain radiator coolant, by removing the radiator cap and then the coolant drain plug on the side of the water pump. (Fig 1)
- 3 Reinstall coolant drain plug.
- 4 Loosen the hose clamps on the top and bottom of the radiators, then pull the hoses off the radiators. (Fig 2)
- 5 Remove the 4 or 6 bolts holding the radiators to the frame.
- 6 Using the large brace half marked with an R, install 2 supplied support rods with the 6x16mm bolts, then slide the parts over the radiator. (Fig 3)
- 7 Using 2 of the supplied 6x8mm bolts and 2 of the 6x16 bolts install the smaller half of the brace marked with an L. (Fig 4)
- 8 Repeat steps 6 and 7 on the left radiator using the pieces marked with an L.
- 9 Reconnect the radiators with the braces installed using the supplied 6x30mm hex head bolts and stock washers (Fig 5) Part # 11-152 will also require the use of the 2 nylon spacers for the rear mounting tabs.
- 10 Install tank & seat.
- 11 Fasten the radiator shrouds to the radiators using the 6x25mm hex head bolt with the stock washers and supplied spacer. (Fig 6&7)
- 12 Reinstall coolant.

WARNING AND DISCLAIMER

All parts manufactured, designed or sold by Enduro Engineering, Inc. (EEI) are to be installed by a licensed motorcycle dealer or a licensed motorcycle technician. Motorcycles can be dangerous. Serious injury, death and property damage can result from the use of motorcycles. This risk is increased by improper installation or misuse of after market parts. EEI's customers must exercise good judgment in the use, control, alteration, part selection and installation, and maintenance of their motorcycles. In the event of a possible defect in material or design, or any other defect in a part manufactured, designed or sold by EEI, the responsibility of EEI is limited to either a refund of the purchase price or the replacement of the part if EEI determines the part to be defective, and subject to EEI's inspection of the part within thirty (30) days from the date of purchase. (Note: any attempted repairs or modifications made to EEI products will void this limited warranty). EEI, under no circumstances will be responsible for incidental and/or consequential damages, property damage, personal injury damage, or damage, injury, cost or expense of any kind or nature whatsoever. By purchasing an EEI product or a product sold by EEI, you (1) acknowledge the above disclaimer and agree to its terms; (2) agree that any claim brought against EEI arising from and/or pertaining to or otherwise related to a part manufactured, designed or sold by EEI must be brought in the Michigan State Courts located in the County of Ingham or in the Federal District Court for the Western District of Michigan and that Michigan law shall apply on all issues; and (3) any claim against EEI must be brought within one (1) year of purchase of the product. EEI makes no other warranty, express or implied, including without limitation any warranties of merchantability and fitness for a particular purpose. R.JRF.Sec.randt.warninganddisclaimer.5.2.08



QUALITY OFF-ROAD MOTORCYCLE PRODUCTS

INSTRUCTIONS

Yamaha Radiator Braces

Part# 11-151 • 11-152 • 11-153